

TRAVIS COUNTY ESD #3 BOARD MEETING

TABLE OF CONTENTS

October 27, 2025

1. Agenda	page 1
2. Minutes from September 22, 2025	pages 2 - 3
3. Treasurer's Report	pages 4 - 15
4. Investment Officer's Report	page 16
5. Payments over \$2,000	page 17
6. Sales Tax Statistics	pages 18 - 26
7. Chief's Monthly Status Report	pages 27 - 30

NOTICE IS HEREBY GIVEN that the Board of Emergency Services Commissioners of Travis County Emergency Services District No. 3 (TCESD3) will hold a regular and publicized meeting at 7:00 p.m. on Monday, October 27, 2025 in the Community Room of TCESD3 Station 302 located at 4111 Barton Creek Blvd., Austin, Travis County, Texas. The subject of and matters to be considered at said meeting include, among other business, the following:

1. Call to order.
2. Proof of quorum.
3. General visitor communications: Receive comments from visitors.
4. Review and approve the minutes of the September 22, 2025 regular meeting of the District.
5. Review and approval of the Treasurers' monthly report for September 2025.
6. Approve payments over \$2,000 from September 18 to October 24, 2025.
7. Review and approve the Investment Officers Report ending September 30, 2025
8. Review Sales Tax Statistics
9. Review of Chief's Monthly Status Reports
 1. Significant incident runs;
 2. Statistics;
 3. Special Project Updates
10. Other Business:
 1. Report on any ESDCC activities. Announcement of the next ESDCC meeting dates.
 2. Commissioner Announcements (no action will be taken on any such announcements).
11. Announcement of future meeting dates of the Board of ESD 03 Commissioners.
12. Adjourn.

By: _____ Herb Holloway, Business Manager

NOTE: The Board of Emergency Services Commissioners reserves the right to adjourn into Closed Meeting at any time during the course of this meeting to discuss any of the agenda items listed above as authorized by Texas Government Code, Section 551.071 (Consultation with Attorney), 551.072 (Deliberations about Real Property), 551.073 (Deliberations about Gifts and Donations), 551.074 (Personnel Matters), and 551.076 (Deliberations about Security Devices) or other applicable law. Travis County Emergency Services District Number 3 is committed to compliance with the Americans with Disabilities Act. Reasonable modification and equal access to communications will be provided upon request. Please call the District Administrative Office at 288-5534 for information. Hearing impaired or speech disabled persons equipped with telecommunication devices for the deaf may call the statewide Relay Program at 1-800-735-2988 or by dialing '711'. Visitor Communications are regular agenda items at monthly meetings of the Board of Emergency Services Commissioners of Travis County Emergency Services District Number 3. Visitors who wish to speak under Visitor's Communications must sign up before the meeting is called to order. Each person, organization or group wishing to address the Board will be allowed a maximum of three (3) minutes to speak on items on the agenda or other business of the District. Speakers may register in person at the posted location of the meeting, starting 30 minutes prior to the start of the meeting and using the form provided. The speaker will give his/her name, address, organizational affiliation, if any, and indicate the subject he/she intends to address. The Board welcomes citizen comment on any issue, but the Open Meetings Act prohibits any board action on issues not posted on the agenda. The District reserves the right to terminate any presentation by a speaker if it is disruptive of the good conduct of the meeting, or is in violation of law.

The undersigned affirms and states that he posted or caused to be posted a true and correct copy of the foregoing notice at a place convenient to the public at the Travis County ESD3 Administrative Office, 4111 Barton Creek Boulevard, Travis County, Texas, a location within said Travis County Emergency Services District Number 3 at _____ .M. on October 20, 2025.

By: _____ Herb Holloway, Business Manager

Minutes of Travis County Emergency Services District #3

September 22, 2025

Attached to and incorporated into these minutes is a copy of the official agenda for the September 22, 2025 meeting.

Under Agenda Item 1 & 2: Commissioner President Edd New called the Travis County Emergency Services District #3 (TCESD# 3, the District) Board of Commissioners' regular meeting to order at 7:00 p.m. A quorum was established with Commissioners David Detwiler, John Villanacci, Carroll Knight, and Matt Escobedo in attendance. Fire department personnel present at the meeting included: Chief Wittig, Assistant Chief Ramsdell, Business Manager Herb Holloway, and Firefighters Patton, Bergman, Raatz, Meadows, and Blomstrom. Residents in the district present at the meeting included: A. Lynn Smith.

Under Agenda Item 3: A. Lynn Smith asked why the property tax rate was being increased again. Commissioner New discussed and explained property tax rates to A. Lynn Smith.

Under Agenda Item 4: The minutes of the August 25, 2025 Regular meeting were reviewed. Commissioner Villanacci moved to approve. Commissioner Detwiler seconded the motion, which was carried unanimously.

Under Agenda Item 5: The Treasurers Report ending August 2025 was reviewed. Commissioner Knight moved to approve. Commissioner Escobedo seconded the motion, which was carried unanimously.

Under Agenda Item 6: Checks over \$2,000 from August 28 to September 18, 2025 were reviewed. Commissioner Villanacci moved to approve. Commissioner Escobedo seconded the motion, which was carried unanimously.

Under Agenda Item 7: The Engagement Letter from Maxwell Locke & Ritter LLP for the Audit ending September 30, 2025 was reviewed. Commissioner Knight moved to approve. Commissioner Escobedo seconded the motion, which was carried unanimously.

Under Agenda Item 8: The Proposed Property Tax Rate of .05900 for 2025-2026 was reviewed and approved by all five Commissioners.

Under Agenda Item 9: Commissioner New signed the Order and Motion of Travis County Emergency Services District No. 3 adopting the Property Tax Rate of .05900.

Under Agenda Item 10: The Interlocal Agreement with the City of Austin for dispatching services was reviewed. Commissioner Villanacci moved to approve. Commissioner Detwiler seconded the motion, which was carried unanimously.

Under Agenda Item 11: Chief Wittig presented the Sales Tax Statistics.

Under Agenda Item 12: Assistant Chief Ramsdell presented the Monthly Status Report

Under Agenda Item 13: It was announced the next ESDCC Meeting will be held on October 4, 2025 at Pflugerville.

Under Agenda Item 14: It was announced that the next REGULAR Board meetings of TCESD #3 would be held on October 27, November 24 and December 15, 2025 at Station 302.

Under Agenda Item 15: Meeting was adjourned at 7:50 p.m.

NOTICE IS HEREBY GIVEN that the Board of Emergency Services Commissioners of Travis County Emergency Services District No. 3 (TCESD3) will hold a regular and publicized meeting at 7:00 p.m. on Monday, September 22, 2025 in the Community Room of TCESD3 Station 302 located at 4111 Barton Creek Blvd., Austin, Travis County, Texas. The subject of and matters to be considered at said meeting include, among other business, the following:

1. Call to order.
2. Proof of quorum.
3. General visitor communications: Receive comments from visitors.
4. Review and approve the minutes of the August 25, 2025 regular meeting of the District.
5. Review and approval of the Treasurers' monthly report for August 2025.
6. Approve payments over \$2,000 from August 21 to September 18, 2025.
7. Review and approve the Engagement Letter from Maxwell Locke & Ritter LLP – Audit ending Sept. 30, 2025
8. Adopt the proposed tax rate of .0590 per hundred which was published in the Austin Chronicle on September 5, 2025
9. Sign Order adopting a property tax rate of .0590 per hundred
10. Review and approve an interlocal agreement with the City of Austin regarding dispatching services.
11. Review Sales Tax Statistics
12. Review of Chief's Monthly Status Reports
 1. Significant incident runs;
 2. Statistics;
 3. Special Project Updates
13. Other Business:
 1. Report on any ESDCC activities. Announcement of the next ESDCC meeting dates.
 2. Commissioner Announcements (no action will be taken on any such announcements).
14. Announcement of future meeting dates of the Board of ESD 03 Commissioners.
15. Adjourn.

By: _____ Herb Holloway, Business Manager

NOTE: The Board of Emergency Services Commissioners reserves the right to adjourn into Closed Meeting at any time during the course of this meeting to discuss any of the agenda items listed above as authorized by Texas Government Code, Section 551.071 (Consultation with Attorney), 551.072 (Deliberations about Real Property), 551.073 (Deliberations about Gifts and Donations), 551.074 (Personnel Matters), and 551.076 (Deliberations about Security Devices) or other applicable law. Travis County Emergency Services District Number 3 is committed to compliance with the Americans with Disabilities Act. Reasonable modification and equal access to communications will be provided upon request. Please call the District Administrative Office at 288-5534 for information. Hearing impaired or speech disabled persons equipped with telecommunication devices for the deaf may call the statewide Relay Program at 1-800-735-2988 or by dialing '711'. Visitor Communications are regular agenda items at monthly meetings of the Board of Emergency Services Commissioners of Travis County Emergency Services District Number 3. Visitors who wish to speak under Visitor's Communications must sign up before the meeting is called to order. Each person, organization or group wishing to address the Board will be allowed a maximum of three (3) minutes to speak on items on the agenda or other business of the District. Speakers may register in person at the posted location of the meeting, starting 30 minutes prior to the start of the meeting and using the form provided. The speaker will give his/her name, address, organizational affiliation, if any, and indicate the subject he/she intends to address. The Board welcomes citizen comment on any issue, but the Open Meetings Act prohibits any board action on issues not posted on the agenda. The District reserves the right to terminate any presentation by a speaker if it is disruptive of the good conduct of the meeting, or is in violation of law.

The undersigned affirms and states that he posted or caused to be posted a true and correct copy of the foregoing notice at a place convenient to the public at the Travis County ESD3 Administrative Office, 4111 Barton Creek Boulevard, Travis County, Texas, a location within said Travis County Emergency Services District Number 3 at _____M. on September 16, 2025.

By: _____ Herb Holloway, Business Manager

NOTES TO THE FINANCIAL STATEMENTS

- 1) Balance Sheet – Ended the year with \$3,076,778 more in cash and no debt.
- 2) Revenue & Expense – September 2025 only. Travis County Treasurer paid \$258,647 as a grant to reimburse the ESD for purchase of radios and computers. TIFMAS paid \$149,976 in reimbursements. The reimbursements total \$408,623, substantially skewing total revenue. Expenses for Sept 2024 are adjusted for prepaid expenses for last year's audit, so ignore the difference from the current year. For example, Texas Mutal was paid \$284,187 in September of this year in 640 Human Resources for workers comp premiums for the year 2025 to 2026 (prepaid).
- 3) Revenue & Expense for the year ending 9-30-2025 shows Net Revenue of \$3 million, of which \$1,358,789 was reimbursements from Travis Co. and TIFMAS.
- 4) Budget vs. Actual for the year end shows \$1,171,496 above budget for Interest and Sales Tax allocations. Expenses are under budget except for Human Resources (payroll) which was over budget due to TIFMAS deployment cost.
- 5) New Report for Year End – Travis County Tax Office – Property Tax PAST DUE totals \$206,671, of which \$150,317 of that amount is from 2022, 2023 and 2024. (73%)
- 6) Checks over \$2,000 are self-explanatory.

Travis County ESD#3
Balance Sheet Prev Year Comparison
As of September 30, 2025

	Sep 30, 25	Sep 30, 24	\$ Change
ASSETS			
Current Assets			
Checking/Savings			
112 · Charles Swab - Cash Sweep	24,771.25	5,620.85	19,150.40
113 · Treasury Bills - RESERVE	7,757,893.30	6,035,124.62	1,722,768.68
110 · WF ADVISORS - Cash Sweep	301,428.04	941,208.55	-639,780.51
100 WF Money Market 8960	3,598,840.32	1,010,743.98	2,588,096.34
102 WF Checking Plus 8760	102,209.54	159,015.94	-56,806.40
103 WF RESERVE Savings 7928	816,635.75	810,874.95	5,760.80
104 WF General CDs	470,000.00	1,225,000.00	-755,000.00
105 WF RESERVE CDs	470,000.00	490,000.00	-20,000.00
107 WF 2005 & 2013 Bond Debt	4.24	113,047.07	-113,042.83
108 TexPool Investment 001	6,837,358.64	6,541,908.40	295,450.24
109 TexPool RESERVE 002	698,469.33	668,287.52	30,181.81
115 Petty Cash	145.00	145.00	0.00
Total Checking/Savings	21,077,755.41	18,000,976.88	3,076,778.53
Accounts Receivable			
125 Accounts Receivable	71,329.90	94,982.15	-23,652.25
Total Accounts Receivable	71,329.90	94,982.15	-23,652.25
Other Current Assets			
Accounts Receivable - Audit	16,083.00	16,083.00	0.00
Deferred Inflow	-15,482.00	-15,482.00	0.00
123 · Sales Tax Receivable	965,682.56	965,682.56	0.00
1021 Texas Compt. Reserve Acct	9,658.61	10,206.42	-547.81
120 A/R Property Taxes 1yr +	147,209.15	147,209.15	0.00
121 Allowance for Doubtful A/Cs	-22,081.00	-22,081.00	0.00
131 · Prepaid Expenses	292,254.35	292,254.35	0.00
Total Other Current Assets	1,393,324.67	1,393,872.48	-547.81
Total Current Assets	22,542,409.98	19,489,831.51	3,052,578.47
Fixed Assets			
Land and Land Improvements	1,350,661.00	1,350,661.00	0.00
Fire Trucks and Vehicles	3,630,794.70	3,630,794.70	0.00
Office and Other Equipment	1,135,763.42	1,135,763.42	0.00
Buildings	7,367,126.73	7,367,126.73	0.00
Accumulated Depreciation	-5,730,768.15	-5,730,768.15	0.00
Total Fixed Assets	7,753,577.70	7,753,577.70	0.00
TOTAL ASSETS	30,295,987.68	27,243,409.21	3,052,578.47

Travis County ESD#3
Balance Sheet Prev Year Comparison
As of September 30, 2025

	Sep 30, 25	Sep 30, 24	\$ Change
LIABILITIES & EQUITY			
Liabilities			
Current Liabilities			
Other Current Liabilities			
Accounts Payable - Audit	42,063.26	42,063.26	0.00
200 Deferred Revenue - Prop Tax	125,128.15	125,128.15	0.00
260 Accrued salaries payable	256,649.98	256,649.98	0.00
Total Other Current Liabilities	423,841.39	423,841.39	0.00
Total Current Liabilities	423,841.39	423,841.39	0.00
Long Term Liabilities			
Accrued Vacation Payable	395,966.00	395,966.00	0.00
2013 Limited Bonds	0.00	80,000.00	-80,000.00
Total Long Term Liabilities	395,966.00	475,966.00	-80,000.00
Total Liabilities	819,807.39	899,807.39	-80,000.00
Equity			
Investment in Fixed Assets	7,855,614.52	7,775,614.52	80,000.00
Fund Balance - Unassigned	17,269,188.50	17,269,188.50	0.00
Fund Balance - Assigned	1,298,798.80	80,000.45	1,218,798.35
Net Revenue	3,052,578.47	1,218,798.35	1,833,780.12
Total Equity	29,476,180.29	26,343,601.82	3,132,578.47
TOTAL LIABILITIES & EQUITY	30,295,987.68	27,243,409.21	3,052,578.47

Travis County ESD#3
Revenue & Expense Prev Year Comparison
September 2025

	Sep 25	Sep 24	\$ Change
Revenue and Expense			
Revenue			
407 INTEREST	51,026.17	83,022.01	-31,995.84
410 PROPERTY TAX	5,187.61	8,477.25	-3,289.64
415 SALES TAX ALLOCATION	492,786.19	471,765.56	21,020.63
435 FACILITY RENTAL	250.00	1,150.00	-900.00
470 FIRE ACADEMY FEES	-2,875.60	30,100.00	-32,975.60
471 EMT SCHOOL FEES	-4,200.66	4,950.00	-9,150.66
477 RESTRICTIVE GRANTS	258,647.60	0.00	258,647.60
485 MISCELLANEOUS	0.00	582.97	-582.97
493 REIMBURSEMENTS	149,976.60	0.00	149,976.60
Total Revenue	950,797.91	600,047.79	350,750.12
Expense			
500 COST OF REVENUE ACQUISITION	16,852.53	-584.59	17,437.12
600 EMERGENCY RESPONSE	14,578.77	-117,845.47	132,424.24
630 CONTINUED EDUCATION	27,191.83	5,814.95	21,376.88
640 HUMAN RESOURCES	1,003,758.45	403,663.92	600,094.53
650 ADMINISTRATION	115,071.07	6,590.80	108,480.27
670 PREVENTION/PUBLIC EDUCATION	900.00	235.17	664.83
685 MACKEY FIELD	0.00	-121,797.00	121,797.00
Depreciation Expense	0.00	498,003.00	-498,003.00
Total Expense	1,178,352.65	674,080.78	504,271.87
Net Revenue	-227,554.74	-74,032.99	-153,521.75

Travis County ESD#3
Revenue & Expense Prev Year Comparison
October 2024 through September 2025

	Oct '24 - Sep 25	Oct '23 - Sep 24	\$ Change
Revenue and Expense			
Revenue			
407 INTEREST	698,775.43	738,902.40	-40,126.97
410 PROPERTY TAX	3,110,198.41	2,201,334.59	908,863.82
415 SALES TAX ALLOCATION	6,264,701.38	6,229,358.49	35,342.89
435 FACILITY RENTAL	51,462.55	41,075.00	10,387.55
470 FIRE ACADEMY FEES	113,925.98	92,356.51	21,569.47
471 EMT SCHOOL FEES	58,587.04	19,145.25	39,441.79
477 RESTRICTIVE GRANTS	258,647.60	0.00	258,647.60
480 DONATIONS	4,000.00	3,000.00	1,000.00
485 MISCELLANEOUS	350.52	864.37	-513.85
490 WORKERS' COMP RECEIPTS	0.00	65,796.47	-65,796.47
493 REIMBURSEMENTS	1,100,142.25	158,085.77	942,056.48
Total Revenue	11,660,791.16	9,549,918.85	2,110,872.31
Expense			
500 COST OF REVENUE ACQUISITION	199,805.66	175,778.48	24,027.18
600 EMERGENCY RESPONSE	627,958.46	555,951.12	72,007.34
630 CONTINUED EDUCATION	180,080.51	122,352.88	57,727.63
640 HUMAN RESOURCES	7,017,690.97	5,909,109.65	1,108,581.32
650 ADMINISTRATION	524,443.47	548,393.89	-23,950.42
670 PREVENTION/PUBLIC EDUCATION	16,234.18	15,455.50	778.68
685 MACKEY FIELD	41,999.44	5,354.98	36,644.46
Depreciation Expense	0.00	498,003.00	-498,003.00
Total Expense	8,608,212.69	7,830,399.50	777,813.19
Net Revenue	3,052,578.47	1,719,519.35	1,333,059.12

Travis County ESD#3
Revenue & Expense Budget vs. Actual
October 2024 through September 2025

	Oct '24 - Sep 25	Budget	\$ Over Budget
Revenue and Expense			
Revenue			
407 INTEREST	698,775.43	450,000.00	248,775.43
410 PROPERTY TAX	3,110,198.41	3,155,850.99	-45,652.58
415 SALES TAX ALLOCATION	6,264,701.38	5,341,980.00	922,721.38
435 FACILITY RENTAL	51,462.55	37,000.00	14,462.55
460 TRAINING FEES	0.00	0.00	0.00
470 FIRE ACADEMY FEES	113,925.98	84,300.00	29,625.98
471 EMT SCHOOL FEES	58,587.04	13,700.00	44,887.04
477 RESTRICTIVE GRANTS	258,647.60	0.00	258,647.60
480 DONATIONS	4,000.00	3,000.00	1,000.00
485 MISCELLANEOUS	350.52	0.00	350.52
490 WORKERS' COMP RECEIPTS	0.00	0.00	0.00
493 REIMBURSEMENTS	1,100,142.25	82,400.00	1,017,742.25
Total Income	11,660,791.16	9,168,230.99	2,492,560.17
Expense			
500 COST OF REVENUE ACQUISITION	199,805.66	179,129.00	20,676.66
600 EMERGENCY RESPONSE	627,958.46	640,880.00	-12,921.54
630 CONTINUED EDUCATION	180,080.51	310,296.00	-130,215.49
640 HUMAN RESOURCES	7,017,690.97	6,614,916.00	402,774.97
650 ADMINISTRATION	524,443.47	764,706.00	-240,262.53
670 PREVENTION/PUBLIC EDUCATION	16,234.18	36,850.00	-20,615.82
685 MACKEY FIELD	41,999.44	0.00	41,999.44
Total Expense	8,608,212.69	8,546,777.00	61,435.69
Net Revenue	3,052,578.47	621,453.99	2,431,124.48

Travis County ESD#3
Profit & Loss
October 2024 through September 2025

Oct '24 - Sep 25

Revenue and Expense

Revenue

407 INTEREST	698,775.43
410 PROPERTY TAX	
4101 Prop Tax Current	3,091,552.75
4102 Prop Tax Prior	18,645.66
Total 410 PROPERTY TAX	<u>3,110,198.41</u>
415 SALES TAX ALLOCATION	6,264,701.38
435 FACILITY RENTAL	
4351 BC Room Rental	4,748.55
4352 Mackey Field rental	46,714.00
Total 435 FACILITY RENTAL	<u>51,462.55</u>
470 FIRE ACADEMY FEES	113,925.98
471 EMT SCHOOL FEES	
4739 · EMT Academy 29	51,748.54
4738 · EMT Academy 27	11,706.75
4737 · EMT Academy 26	-2,058.80
4736 · EMT Academy 25	-1,500.00
4735 · EMT Academy 24	-584.45
4733 - 22nd EMT - B Academy	-725.00
Total 471 EMT SCHOOL FEES	<u>58,587.04</u>
477 RESTRICTIVE GRANTS	258,647.60
480 DONATIONS	
General Donations	4,000.00
Total 480 DONATIONS	<u>4,000.00</u>
485 MISCELLANEOUS	350.52
493 REIMBURSEMENTS	
4934 TIFMAS	1,100,142.25
Total 493 REIMBURSEMENTS	<u>1,100,142.25</u>
Total Revenue	<u><u>11,660,791.16</u></u>

Expense

500 COST OF REVENUE ACQUISITION	
501 Prop Tax Coll & Val fees	29,306.71
502 Sales Tax Collection Costs	139,294.02
503 Sunset Valley Reimbursemen	31,204.93
Total 500 COST OF REVENUE ACQUISITION	<u>199,805.66</u>
600 EMERGENCY RESPONSE	
601 Apparatus	16,635.00
602 Pagers	170.40
603 Dispatch & Communications	185,246.21
604 Fuel	20,863.78

Travis County ESD#3
Profit & Loss
October 2024 through September 2025

	Oct '24 - Sep 25
605 SCBA Maintenance	61,088.04
606 Vehicle Maint & Repairs	97,143.84
608 Vehicle Supplies	38,113.36
609 Uniforms & Protective Gear	147,840.53
611 Supplies - EMS	20,898.30
613 Auto Insurance	39,959.00
Total 600 EMERGENCY RESPONSE	627,958.46
630 CONTINUED EDUCATION	
631 Training - EMS	9,163.13
632 Training - Fire & Rescue	41,070.42
633 Seminars & Conferences	39,350.14
634 Fire Academy	79,787.75
635 EMT Certification School	
635 / 11 EMT-B Cert	3,605.41
635 EMT Certification School - Other	7,103.66
Total 635 EMT Certification School	10,709.07
Total 630 CONTINUED EDUCATION	180,080.51
640 HUMAN RESOURCES	
641 Benefits & Payroll Tax	1,954,498.26
642 Payroll	5,050,337.10
643 Volunteer & Emp Recognition	9,307.93
644 Certifications	3,547.68
Total 640 HUMAN RESOURCES	7,017,690.97
650 ADMINISTRATION	
651 Building Maint.	144,982.33
652 Office Supplies	10,636.19
653 Station Supplies	20,588.58
654 Bank Fees	
6541 SCHWAB Tex Reg Bank Fees	16,611.96
654 Bank Fees - Other	-0.25
Total 654 Bank Fees	16,611.71
655 Dues & Subscriptions	4,029.15
656 Information Technology	45,969.37
657 Postage & Handling	795.78
658 Property & Liability Insura	39,892.00
659 Professional Services	31,298.90
660 Public Notices/Articles	528.00
661 Telephone	7,616.42
662 Utilities	88,334.72
663 Bond Debt	
6631 Bond Debt Principal	80,000.00

Travis County ESD#3

Profit & Loss

October 2024 through September 2025

	Oct '24 - Sep 25
6632 Bond Debt Interest	2,400.00
Total 663 Bond Debt	82,400.00
664 TCESD Board Compensation	2,850.00
666 Contract Services	27,910.32
Total 650 ADMINISTRATION	524,443.47
670 PREVENTION/PUBLIC EDUCATION	
672 Public Education	16,234.18
Total 670 PREVENTION/PUBLIC EDUCATION	16,234.18
685 MACKEY FIELD	
6850 Mackey Tower & Parking	1,031.00
6851 Mackey Facility Building	40,968.44
Total 685 MACKEY FIELD	41,999.44
Total Expense	8,608,212.69
Net Revenue	3,052,578.47

3,052,578.47

TRAVIS COUNTY ESD #3

PROPERTY TAX REVENUE COLLECTION COMPARISON

	FISCAL YEAR ENDING				Compared to prior year	
	2024		2025			
	For all prior to 2022 taxes	For Current 2023-2024	For all prior to 2022 taxes	For Current 2024-2025	Month \$	
OCT	\$3,814	\$0	\$1,044	\$0	\$0	0%
NOV	\$2,210	\$37,513	\$19,235	\$37,586	\$73	0%
DEC	\$1,274	\$775,902	\$1,297	\$1,140,307	\$364,405	47%
JAN	\$4,507	\$1,170,557	\$1,019	\$1,623,215	\$452,658	39%
FEB	-\$82	\$129,252	\$382	\$179,075	\$49,823	39%
MAR	-\$206	\$26,071	-\$1,453	\$59,344	\$33,273	128%
APR	\$7,504	\$11,196	\$241	\$9,669	-\$1,527	-14%
MAY	-\$40	\$8,157	-\$103	\$15,681	\$7,524	92%
JUN	\$91	\$2,526	\$777	\$3,484	\$958	38%
JUL	\$148	\$7,321	-\$1,963	\$14,889	\$7,568	103%
AUG	\$659	\$5,089	-\$19	\$4,249	-\$840	-17%
SEPT	\$4,360	\$3,514	-\$965	\$2,919	-\$595	-17%
YEAR	\$24,239	\$2,177,098	\$19,491	\$3,090,417	\$913,320	
	\$	2,201,337		\$3,109,909		
			2024-25 Tax Levy	\$3,164,940		

NET CERTIFIED TAXABLE PROPERTY VALUE UPDATES FROM TCAD

	FISCAL YEAR ENDING				Inc/(Dec) from	
	2024		2025		Prior Year \$	Prior Year %
	2022	2023	2024	2025		
Rec'd	2022	2023	2024	2025		
OCT	\$4,021,203,201	\$4,949,880,774	\$5,555,074,925	\$5,971,584,957	\$416,510,032	93%
NOV	\$4,019,412,721	\$4,939,469,343	\$5,555,074,925	\$5,971,383,511	\$416,308,586	93%
DEC	\$4,019,412,721	\$4,939,469,343	\$5,555,074,925	\$5,971,383,511	\$416,308,586	93%
JAN	\$4,019,412,721	\$4,939,469,343	\$5,555,074,925	\$5,959,663,222	\$404,588,297	93%
FEB	\$4,016,568,527	\$4,928,211,764	\$5,527,847,891	\$5,957,214,081	\$429,366,190	93%
MAR	\$4,016,568,527	\$4,928,211,764	\$5,824,520,221	\$5,960,793,784	\$136,273,563	98%
APR	\$4,924,900,120	\$5,429,806,320	\$5,824,520,221	\$5,960,793,784	\$136,273,563	98%
MAY	\$4,924,900,120	\$5,429,806,320	\$5,824,520,221	\$5,960,793,784	\$136,273,563	98%
JUN	\$4,015,709,788	\$4,907,280,589	\$5,530,028,973	\$6,142,977,998	\$612,949,025	90%
JUL	\$4,906,006,624	\$5,410,454,171	\$5,530,028,973	\$6,142,977,998	\$612,949,025	90%
AUG	\$4,905,339,474	\$5,570,655,673	\$5,978,769,295	\$6,228,308,479	\$249,539,184	96%
SEPT	\$4,905,339,474	\$5,570,655,673	\$5,971,584,957	\$6,228,308,479	\$256,723,522	96%

2018-2019 Tax Levy on 6,028 Parcels is \$3,281,236,467 at a tax rate of .0975

2019-2020 Tax Levy on 6,025 Parcels is \$3,504,957,784 at a tax rate of .0800

2020-2021 Tax Levy on 6,069 Parcels is \$3,677,674,279 at a tax rate of .0790

2021-2022 Tax Levy on 6,056 Parcels is \$4,022,828,637 at a tax rate of .0650

2022-2023 Tax Levy on 6,056 Parcels on \$4,974,785,781 would compute to a NO NEW tax rate of .0538

ADOPTED RATE FOR 2022-2023 is .0450 or \$2,227,447 in taxes

2023-2024 NO NEW tax rate is .0411

2024-2025 Tax Levy on \$5,971,584,957 at .0530 would levy \$3,164,940 in taxes

2025-2026 Tax Levy on \$6,228,308,479 at .059000 would levy \$3,674,702 in taxes

YEAR	BEGINNING TAX BALANCE	TAX ADJ	BASE TAX COLLECTED	REVERSAIS	NET BASE TAX COLLECTED	PERCENT COLLECTED	ENDING TAX BALANCE	P & I COLLECTED	P & I REVERSAIS	LRP COLLECTED	OTHER PENALTY COLLECTED	TOTAL DISTRIBUTED
1992	.00	.00	.00	.00	.00	.00 %	.00	.00	.00	.00	.00	.00
1993	.00	.00	.00	.00	.00	.00 %	.00	.00	.00	.00	.00	.00
1994	.00	.00	.00	.00	.00	.00 %	.00	.00	.00	.00	.00	.00
1995	.00	.00	.00	.00	.00	.00 %	.00	.00	.00	.00	.00	.00
1996	.00	.00	.00	.00	.00	.00 %	.00	.00	.00	.00	.00	.00
1997	.00	.00	.00	.00	.00	.00 %	.00	.00	.00	.00	.00	.00
1998	.00	.00	.00	.00	.00	.00 %	.00	.00	.00	.00	.00	.00
1999	.00	.00	.00	.00	.00	.00 %	.00	.00	.00	.00	.00	.00
2000	.00	.00	.00	.00	.00	.00 %	.00	.00	.00	.00	.00	.00
2001	.00	.00	.00	.00	.00	.00 %	.00	.00	.00	.00	.00	.00
2002	18.08	.00	.00	.00	.00	.00 %	18.08	.00	.00	.00	.00	.00
2003	20.79	.00	.00	.00	.00	.00 %	20.79	.00	.00	.00	.00	.00
2004	598.69	.20-	.00	.00	.00	.00 %	598.49	.00	.00	.00	.00	.00
2005	593.35	.00	.00	.00	.00	.00 %	593.35	.00	.00	.00	.00	.00
2006	676.26	.00	.00	.00	.00	.00 %	676.26	.00	.00	.00	.00	.00
2007	917.81	.00	90.16	.00	90.16	9.82 %	827.65	102.71	.00	.00	.00	192.87
2008	1096.93	.00	.00	.00	.00	.00 %	1096.93	.00	.00	.00	.00	.00
2009	2455.14	.00	.00	.00	.00	.00 %	2455.14	.00	.00	.00	.00	.00
2010	2303.85	.00	.00	.00	.00	.00 %	2303.85	.00	.00	.00	.00	.00
2011	2309.70	.00	.00	.00	.00	.00 %	2309.70	.00	.00	.00	.00	.00
2012	2515.16	.00	.00	.00	.00	.00 %	2515.16	.00	.00	.00	.00	.00
2013	3044.63	.00	.00	.00	.00	.00 %	3044.63	.00	.00	.00	.00	.00
2014	3077.32	90.35-	32.45	.00	32.45	1.09 %	2954.52	42.84	.00	.00	.00	75.29
2015	3109.59	.00	.00	.00	.00	.00 %	3109.59	.00	.00	.00	.00	.00
2016	4067.92	.00	.00	.00	.00	.00 %	4067.92	.00	.00	.00	.00	.00
2017	5688.83	.00	.00	.00	.00	.00 %	5688.83	.00	.00	.00	.00	.00
2018	6836.28	2696.70-	.00	2696.70	2696.70-	65.14-%	6836.28	.00	.00	.00	.00	2696.70-
2019	6447.75	.00	4.96	.00	4.96	.08 %	6442.79	3.49	.00	.00	.00	8.45
2020	5911.91	9.48-	16.58	9.48	7.10	.12 %	5895.33	10.63	.00	2.59	.00	20.32
2021	29522.67	9302.32-	19144.60	3827.28	15317.32	75.75 %	4903.03	33.34	.00	2.28	.00	15352.94
2022	37609.47	78.96	593.43	205.78	387.65	1.03 %	37300.78	117.90	.00	1.66	.00	507.21
2023	43869.15	1015.49-	8524.12	3715.30	4808.82	11.22 %	38044.84	1211.25	.00	10.80	.00	6030.87
TOTL	162691.28	13035.58-	28406.30	10454.54	17951.76	12.00 %	131703.94	1522.16	.00	17.33	.00	19491.25
2024	3164128.21	10564.71-	3083328.08	4738.05	3078590.03	97.62 %	74973.47	11593.09	.00	235.10	.00	3090418.22
ENTITY												
TOTL	3326819.49	23600.29-	3111734.38	15192.59	3096541.79	93.74 %	206677.41	13115.25	.00	252.43	.00	3109909.47

Schedule of Temporary Investments
Period of July 1 to September 30, 2025

At Maturity

General Funds	Interest Rate	Trade Date	Maturity Date	Interest 7/1 to 9/30	Beginning Cost Value	Unrealized Gain/Loss	Accrued Interest	Current Market Value
Wells Fargo Advisors - Sweep Acct. **	3.81%	n/a	n/a	\$7,147.76	\$49,280.28	\$0.00	\$0.00	\$301,428.04
Wells Fargo - Money Market	0.66%	n/a	n/a	\$6,014.95	\$3,790,940.78	\$0.00	\$0.00	\$3,598,840.32
Charles Schwab Sweep Account**	3.40%	n/a	n/a	\$28,460.59	\$1,262,039.04	\$0.00	\$0.00	\$24,771.25
Valley National CD	4.98%	3/11/2024	9/11/2025	\$6,175.34	\$245,000.00	\$0.00	\$0.00	\$0.00
US Bank CD	4.10%	11/6/2024	11/6/2025	\$0.00	\$235,000.00	-\$49.35	\$8,684.70	\$234,950.65
Finwise Bank CD	4.20%	11/27/2024	11/26/2025	\$0.00	\$235,000.00	-\$37.60	\$8,328.66	\$234,962.40
Tex Pool Investment Account	4.18%	n/a	n/a	\$73,406.00	\$6,763,952.64	\$0.00	\$0.00	\$6,837,358.64
Reserve Funds								
Charles Schwab Treasury Notes	4.32%	6/13/2025	1-24 months	\$37,448.97	\$6,459,772.51	\$82,917.86	\$0.00	\$7,757,893.30
Wells Fargo - Reserve Bond Debt	0.66%	n/a	n/a	\$133.41	\$113,659.29	\$0.00	\$0.00	\$4.24
Wells Fargo - Reserve Savings	0.66%	n/a	n/a	\$1,369.45	\$815,266.30	\$0.00	\$0.00	\$816,635.75
Bank of America CD	4.10%	10/31/2024	10/31/2025	\$0.00	\$235,000.00	-\$42.30	\$8,843.09	\$234,957.70
BMO Bank CD	4.10%	10/31/2024	10/31/2025	\$0.00	\$235,000.00	-\$42.30	\$8,843.09	\$234,957.70
Tex Pool Reserve Savings	4.41%	n/a	n/a	\$7,498.74	\$690,970.59	\$0.00	\$0.00	\$698,469.33
TOTALS					\$21,130,881.43			\$20,975,229.32

Cash Sweep** - Interest includes amounts from CD's and T. Bills

This quarterly report is in full compliance with the investment strategy as established for the Public Funds Investments Act and the Districts Investment Policy as set forth by TCESD#3

Edd New - President

Carroll Knight - Treasurer and Investment Officer

Checks over \$2,000 for the period of September 17 to October 22, 2025

<u>Date</u>	<u>Num</u>	<u>Name</u>	<u>Memo</u>	<u>Amount</u>
9/22/2025	19488	Delta Industrial Services	Bunker Gear	\$3,667.50
9/22/2025	19489	HdL Companies Inc.	Sales Tax Consulting - Reissue Lost Check	\$3,000.00
9/22/2025	19491	Jefferson Fire & Safety	Ladders for Training	\$5,613.86
9/26/2025	Draft	Costco Visa Card	Numerous Charges	\$19,681.95
9/30/2025	Draft	Paychex	Employee 457 & Roth Contribution	\$15,720.18
9/30/2025	Draft	Paychex	Employer 401 Matching	\$25,465.88
9/30/2025	Draft	Paychex	Net Payroll	\$118,882.42
9/30/2025	Draft	Paychex	Employment Taxes	\$42,051.00
10/14/2025	Draft	Money Market	Transfer for October operations	\$600,000.00
10/15/2025	Draft	Paychex	Employee 457 & Roth Contribution	\$17,058.40
10/15/2025	Draft	Paychex	Employer 401 Matching	\$28,185.76
10/15/2025	Draft	Paychex	Net Payroll	\$128,548.34
10/15/2025	Draft	Paychex	Employment Taxes	\$48,826.74
10/17/2025	Draft	Wells Fargo Credit Card	Numerous Charges	\$3,348.63
10/22/2025	19493	TAC	Health Insurance	\$50,084.42
10/22/2025	19495	Advanced Rescue Systems	Service of Rescue Tools	\$2,900.00
10/22/2025	19500	Austin Fire Department	Annual Dispatch Fees	\$25,374.81
10/22/2025	19517	SAFE-D Association	Dues - Level 5	\$3,000.00
10/22/2025	19522	The Hartford	Accident Insurance	\$4,517.98
10/22/2025	19524	Tires Direct, LLC	Quint Tires	\$7,931.58
10/22/2025	19527	VFIS of Texas	1st Installment of Auto and Commercial Insurance	\$22,477.00
10/22/2025	19528	Waste Management	Trash Service	\$2,649.73

Oak Hill Fire Department
Travis County Emergency Services District #3

Station 301
Circle Drive
9211 Circle Drive
Austin, Texas 78736
512-288-5576
Fax 512-288-5903



Station 302
Barton Creek
4111 Barton Creek
Austin, Texas 78735
Admin 512-288-5534
Fax 512-288-5844

October 2025 Sales Tax Summary

The October allocation reflects sales made during the month of August.

Our October 2025 sales tax allocation was \$492,877, which was up 9.2% (\$41,319) compared to October 2024.

Our top 10 large companies accounted for 58%, our top 30 large companies accounted for 70.3%, and our top 100 large companies accounted for 84.8% of our total fiscal year to date collections.

Compared to October 2024, we saw increases from The Omni Barton Creek (+27%) and Amazon Marketplace (+14%), Vaughan & Sons (+16%), and McCoy's. Our Retail Trade and Lodging/Food Services industry segments also saw strong performance (+22% and +25%, respectively) compared to October 2024.

October - Sales Tax Allocations by Year

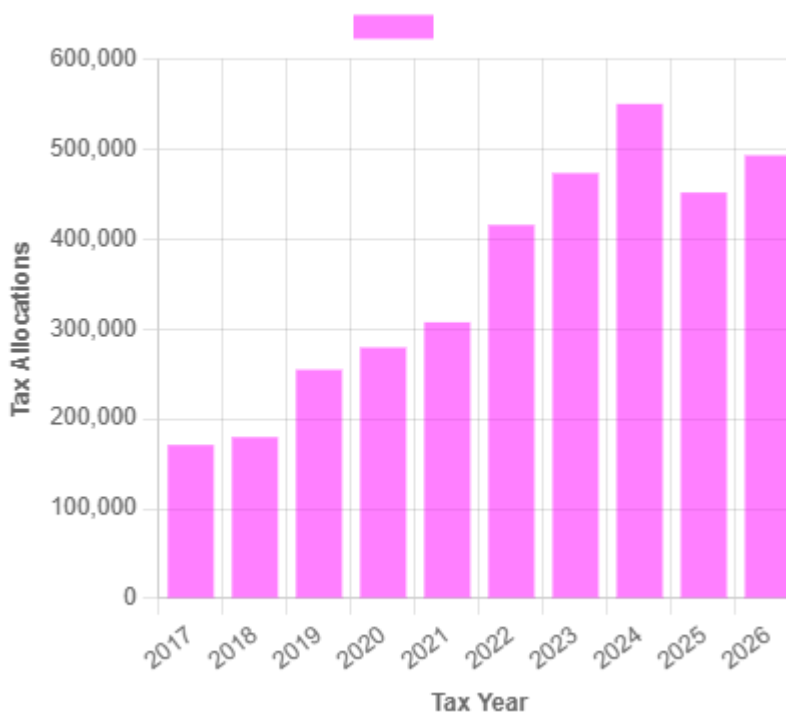


Chart Source: Municipal Advisory Council of Texas (mactexas.com)

SALES TAX SNAPSHOT

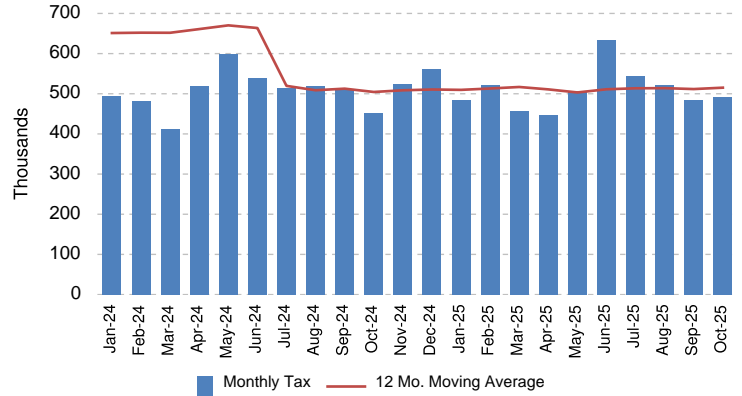
Travis Co Esd 3

Oct-25

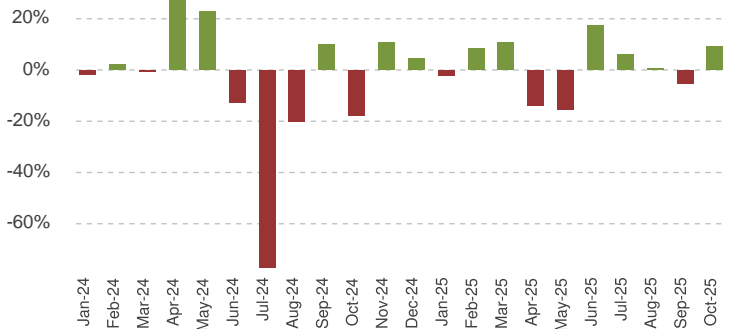
Sales Tax Net Payments

FY Mo.	FY2025	FY2026	YoY % Change
Oct	\$ 451,558	\$ 492,877	9.2%
Nov	\$ 524,331		
Dec	\$ 561,125		
Jan	\$ 484,410		
Feb	\$ 522,529		
Mar	\$ 457,962		
Apr	\$ 447,360		
May	\$ 507,439		
Jun	\$ 633,163		
Jul	\$ 544,161		
Aug	\$ 522,210		
Sep	\$ 483,708		
FYTD	\$ 451,558	\$ 492,877	9.2%
FY Total	\$ 6,139,955		

Sales Tax Net Payments Trend



Sales Tax Net Payments Change - YoY



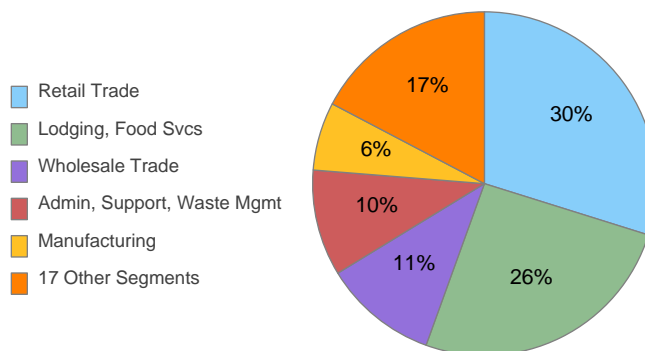
Top 10 Taxpayers

Rank	Company	FYTD Collections	% Total
1	OMNI BARTON CREEK INC.		
2	AMAZON.COM SERVICES LLC (MARKETPLACE)		
3	VAUGHAN & SONS INC.		
4	AMAZON.COM SERVICES LLC		
5	MCCOY CORPORATION		
6	AUSTIN READY-MIX LLC		
7	TOP CHOICE LAWN CARE LLC		
8	FP LEGACY LANDSCAPING LLC		
9	DISCOUNT TIRE COMPANY OF TEXAS INC.		
10	GROVE LANDSCAPES LLC		
Top 10 Companies		\$ 291,954	58.0%
4844 Other Large Companies		\$ 203,532	40.5%
Small Companies/Other		\$ 2,394	0.5%
Single Local Tax Rate (SLT)		\$ 5,262	1.0%
Total		\$ 503,143	100.0%

Industry Segment Collections Trend - YoY % Chg

SEGMENT	May	Jun	Jul	Aug	Sep	Oct
Retail Trade	1.9%	-0.6%	13.9%	5.8%	-10.0%	22.3%
Lodging, Food Svcs	-8.6%	49.1%	25.4%	6.0%	11.0%	24.6%
Admin, Support, Waste Mgmt	-3.7%	2.2%	-28.9%	-16.4%	-9.6%	0.0%
Wholesale Trade	-90.8%	-10.8%	-14.9%	-27.0%	-41.4%	16.3%
Manufacturing	9.1%	29.6%	-34.4%	-8.7%	-5.4%	-8.7%
All Others	3.6%	41.8%	18.0%	9.5%	21.8%	-17.6%
Total Collections	-15.8%	18.3%	5.1%	0.0%	-5.3%	9.3%

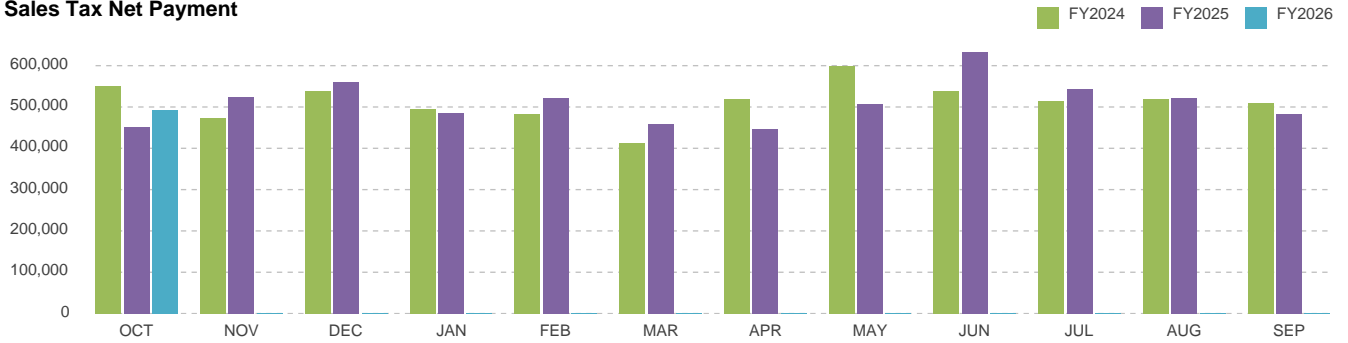
Sales Tax Collections by Industry Segment



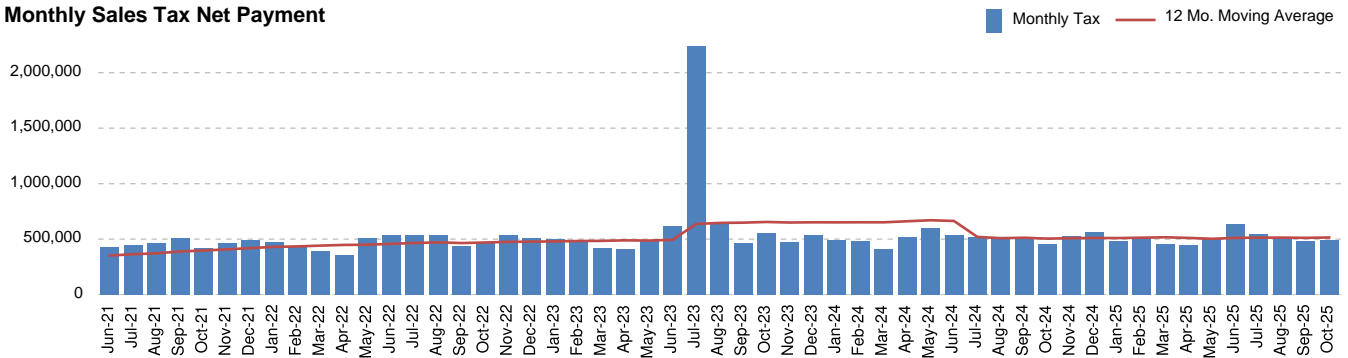
Travis Co Esd 3 - Sales Tax Net Payment Trend

						Change: FY '26/'25			
	FISCAL YEAR					Month		Year-to-Date	
	2022	2023	2024	2025	2026	\$	%	\$	YTD %
Oct	\$ 415,501	\$ 473,139	\$ 550,031	\$ 451,558	\$ 492,877	\$ 41,319	9.2%	\$ 41,319	9.2%
Nov	\$ 462,365	\$ 534,450	\$ 473,926	\$ 524,331					
Dec	\$ 493,015	\$ 513,548	\$ 537,490	\$ 561,125					
Jan	\$ 475,924	\$ 503,201	\$ 495,288	\$ 484,410					
Feb	\$ 429,775	\$ 471,711	\$ 482,206	\$ 522,529					
Mar	\$ 395,443	\$ 415,831	\$ 412,888	\$ 457,962					
Apr	\$ 356,380	\$ 408,313	\$ 518,471	\$ 447,360					
May	\$ 512,476	\$ 487,513	\$ 599,214	\$ 507,439					
Jun	\$ 532,652	\$ 618,526	\$ 538,869	\$ 633,163					
Jul	\$ 532,030	\$ 2,242,925	\$ 513,982	\$ 544,161					
Aug	\$ 535,990	\$ 648,884	\$ 518,910	\$ 522,210					
Sep	\$ 435,732	\$ 463,850	\$ 510,495	\$ 483,708					
YEAR	\$ 5,577,284	\$ 7,781,891	\$ 6,151,771	\$ 6,139,955	\$ 492,877				
YoY Change		39.5%	-20.9%	-0.2%	na				

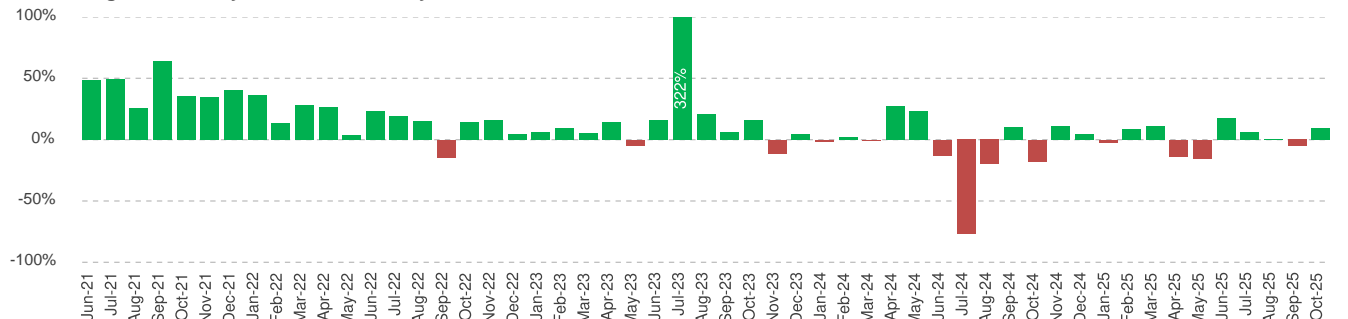
Sales Tax Net Payment



Monthly Sales Tax Net Payment



YoY Change in Monthly Sales Tax Net Payment



Travis Co Esd 3
SALES TAX PAYMENT DETAIL

Oct-25

Fiscal Year: Oct-Sep

COLLECTIONS	Oct-24	Oct-25	Chg. \$ Chg. %	Prior FYTD	Current FYTD	Chg. \$ Chg. %
Current Period	443,128	486,499	43,372 9.8%	443,128	486,499	43,372 9.8%
Prior Period	8,302	3,973	(4,330) -52.1%	8,302	3,973	(4,330) -52.1%
Future Period	3,093	7,058	3,965 128.2%	3,093	7,058	3,965 128.2%
Audit	363	268	(95) -26.2%	363	268	(95) -26.2%
Unidentified	116	83	(34) -28.9%	116	83	(34) -28.9%
Single Local Tax Rate	4,548	5,262	714 15.7%	4,548	5,262	714 15.7%
TOTAL	459,550	503,143	43,593 9.5%	459,550	503,143	43,593 9.5%
Service Fee	(9,191)	(10,063)	(872) -9.5%	(9,191)	(10,063)	(872) -9.5%
Current Retained	(9,007)	(9,862)	(854) -9.5%	(9,007)	(9,862)	(854) -9.5%
Prior Retained	10,206	9,659	(548) -5.4%	10,206	9,659	(548) -5.4%
NET PAYMENT	451,558	492,877	41,319 9.2%	451,558	492,877	41,319 9.2%

Travis Co Esd 3
TOP 30 COMPANIES RANK and CHANGE SUMMARY
Oct-25

Fiscal Year: Oct-Sep

Rank*	Company	NAICS Key	Prior Fiscal YTD Sales Tax Collections	Current Fiscal YTD Sales Tax Collections	Change \$	Change %	Current Fiscal YTD % Total Collections
1	OMNI BARTON CREEK INC.	22					
2	AMAZON.COM SERVICES LLC (MARKETPLACE)	9					
3	VAUGHAN & SONS INC.	8					
4	AMAZON.COM SERVICES LLC	9					
5	MCCOY CORPORATION	9					
6	AUSTIN READY-MIX LLC	5					
7	TOP CHOICE LAWN CARE LLC	18					
8	FP LEGACY LANDSCAPING LLC	9					
9	DISCOUNT TIRE COMPANY OF TEXAS INC.	9					
10	GROVE LANDSCAPES LLC	18					
TOP 10 LARGE** COMPANIES			230,277	291,954	61,677	26.8%	58.0%
11	SITEPRO RENTALS INC.	15					
12	APPLE INC.	5					
13	A. M. PETROLEUM INC.	9					
14	YARDDOC LLC	18					
15	AUSTIN EAGLE MANAGEMENT SERVICES LTD.	16					
16	WASTEWATER OPERATIONS LLC	4					
17	BAREFOOT MOSQUITO AND PEST CONTROL LLC	18					
18	J.J. ORION LLC	9					
19	J MAASS INC	4					
20	CITY OF AUSTIN	24					
21	ELEMENTS GROUP AUSTIN LLC	18					
22	MAGELLAN CRUDE OIL PIPELINE COMPANY L.P.	10					
23	NEW CINGULAR WIRELESS PCS LLC	12					
24	PEDERNALES ELECTRIC COOPERATIVE INC.	3					
25	TEXAS DISPOSAL SYSTEMS INC.	18					
26	EBAY INC.	9					
27	MOM'S CONVENIENCE STORE INC.	9					
28	ASAP STONE AND LANDSCAPE SUPPLY LLC.	9					
29	BLUE CHEM INC.	18					
30	PRASLA ENTERPRISE A TEXAS FOR PROFIT CORPORAT 9						
TOP 30 LARGE COMPANIES			313,092	353,597	40,504	12.9%	70.3%
TOP 100 LARGE COMPANIES			385,106	426,473	41,368	10.7%	84.8%
4,753 OTHER LARGE COMPANIES			68,082	69,013	931	1.4%	13.7%
SMALL COMPANIES \& OTHER			1,814	2,394	580	32.0%	0.5%
SINGLE LOCAL TAX RATE COLLECTIONS (SLT)			4,548	5,262	714	15.7%	1.0%
TOTAL COLLECTIONS			459,550	503,143	43,593	9.5%	100.0%
STATE COMPTROLLER FEES			7,992	10,266	2,274	28.5%	2.0%
NET PAYMENTS			451,558	492,877	41,319	9.2%	98.0%

* Ranked by Total of Last Fiscal Year + Current Fiscal YTD

** Businesses whose detailed sales tax data is available

©2025
All Rights Reserved

Travis Co Esd 3
INDUSTRY SEGMENT RANK & CHANGE
Oct-25

Fiscal Year: Oct-Sep

INDUSTRY SEGMENT*	% Total Current YTD Collections	Prior Fiscal YTD Sales Tax Collections	Current Fiscal YTD Sales Tax Collections	Change	
				\$	%
Retail Trade	31.7%	128,585	157,306	28,721	22.3%
Lodging, Food Svcs	24.6%	97,609	121,654	24,045	24.6%
Admin, Support, Waste Mgmt	10.8%	53,268	53,277	9	0.0%
Wholesale Trade	11.8%	50,235	58,428	8,193	16.3%
Manufacturing	6.4%	34,601	31,599	(3,002)	-8.7%
Top 5	85.2%	364,298	422,264	57,966	15.9%
Construction	2.5%	21,226	12,279	(8,947)	-42.2%
Prof, Scientific, Tech Svcs	1.6%	12,402	7,753	(4,649)	-37.5%
Other Services	2.4%	11,839	11,672	(167)	-1.4%
Real Estate, Rental, Leasing	1.7%	10,331	8,389	(1,942)	-18.8%
Information excl. Telecom	1.9%	9,459	9,237	(222)	-2.4%
Telecom	1.5%	8,832	7,556	(1,276)	-14.4%
Recreation, Arts, Entmt	1.1%	4,566	5,311	745	16.3%
Transportation, Warehousing	0.4%	1,613	2,003	390	24.2%
Public Admin	0.7%	4,130	3,648	(482)	-11.7%
Utilities	-0.0%	84	(44)	(127)	-152.0%
Ag, Forestry, Fishing, Hunting	0.6%	2,639	3,108	470	17.8%
Education Services	0.2%	1,069	1,225	156	14.6%
Unidentified	0.2%	84	815	732	876.3%
Financial, Insurance	0.0%	114	215	101	88.5%
Health Care, Social Assistance	0.0%	496	38	(458)	-92.4%
Mining, Oil/Gas Extr	0.0%	6	6	0	6.4%
Company, Enterprise Mgmt	0.0%		9	9	0.0%
All Other	14.8%	88,890	73,223	(15,667)	-17.6%
TOTAL COLLECTIONS	100.0%	453,188	495,487	42,299	9.3%

INDUSTRY SEGMENT	% Change from same month Prior Year					
	May	Jun	Jul	Aug	Sep	Oct
Retail Trade	1.9%	-0.6%	13.9%	5.8%	-10.0%	22.3%
Lodging, Food Svcs	-8.6%	49.1%	25.4%	6.0%	11.0%	24.6%
Admin, Support, Waste Mgmt	-3.7%	2.2%	-28.9%	-16.4%	-9.6%	0.0%
Wholesale Trade	-90.8%	-10.8%	-14.9%	-27.0%	-41.4%	16.3%
Manufacturing	9.1%	29.6%	-34.4%	-8.7%	-5.4%	-8.7%
All Others	3.6%	41.8%	18.0%	9.5%	21.8%	-17.6%
TOTAL COLLECTIONS	-15.8%	18.3%	5.1%	0.0%	-5.3%	9.3%

* Ranked by Current + Prior YTD Collections

Data Source: Texas Comptroller of Public Accounts
Analysis: HdL Companies

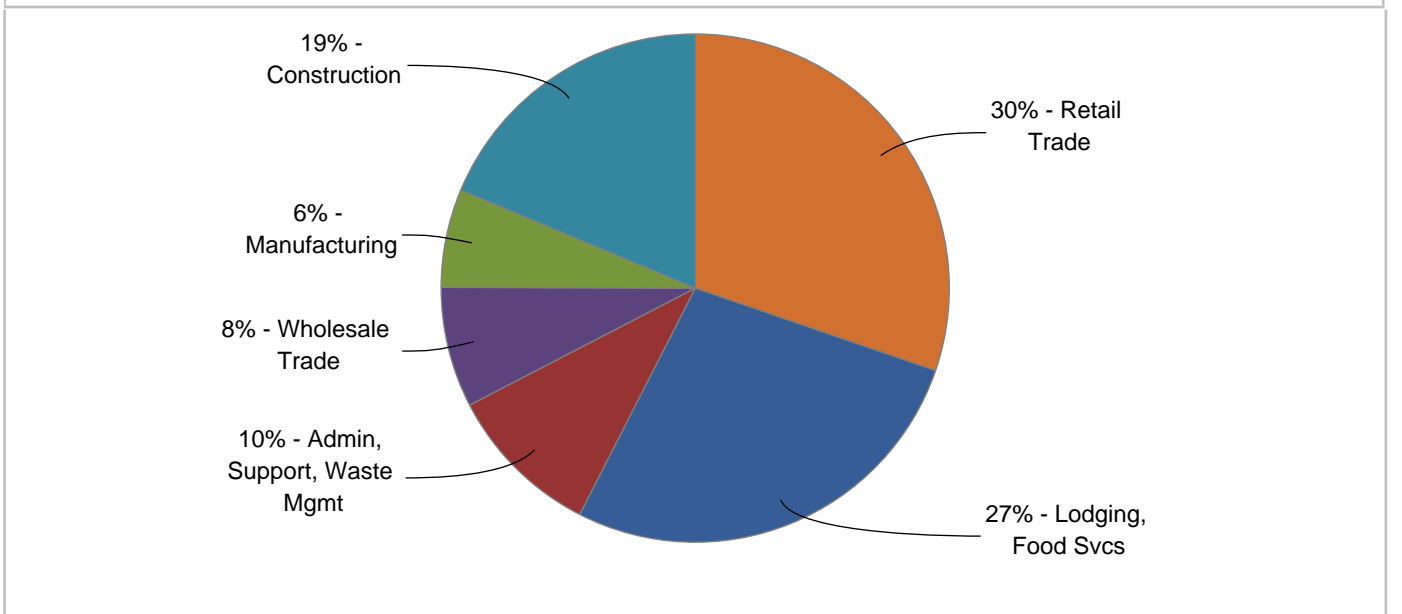
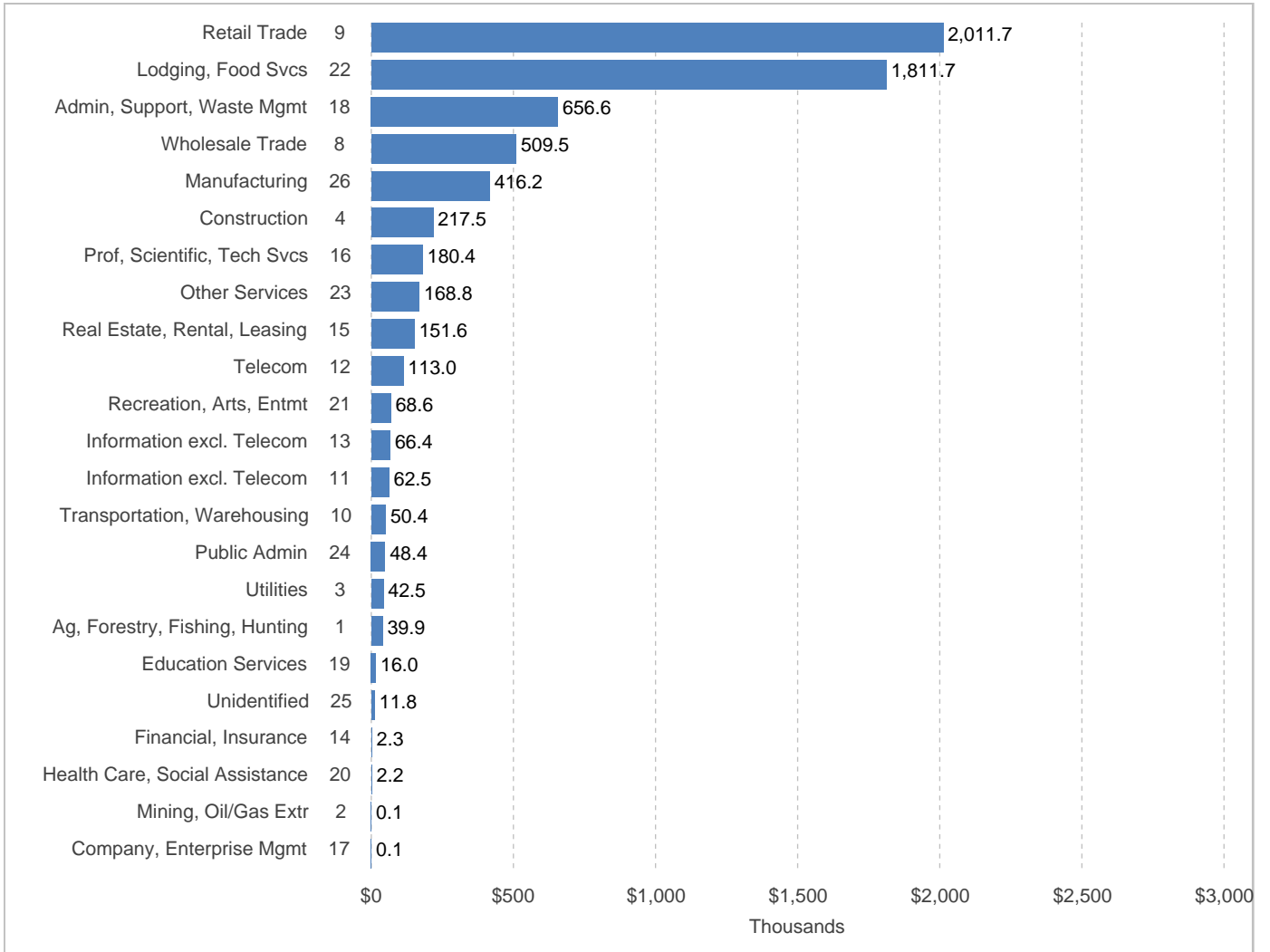
©2025 All Rights Reserved

Travis Co Esd 3

INDUSTRY SEGMENT SALES TAX RANK & DISTRIBUTION

(Prior Fiscal Year + Current Fiscal Year-to-Date)

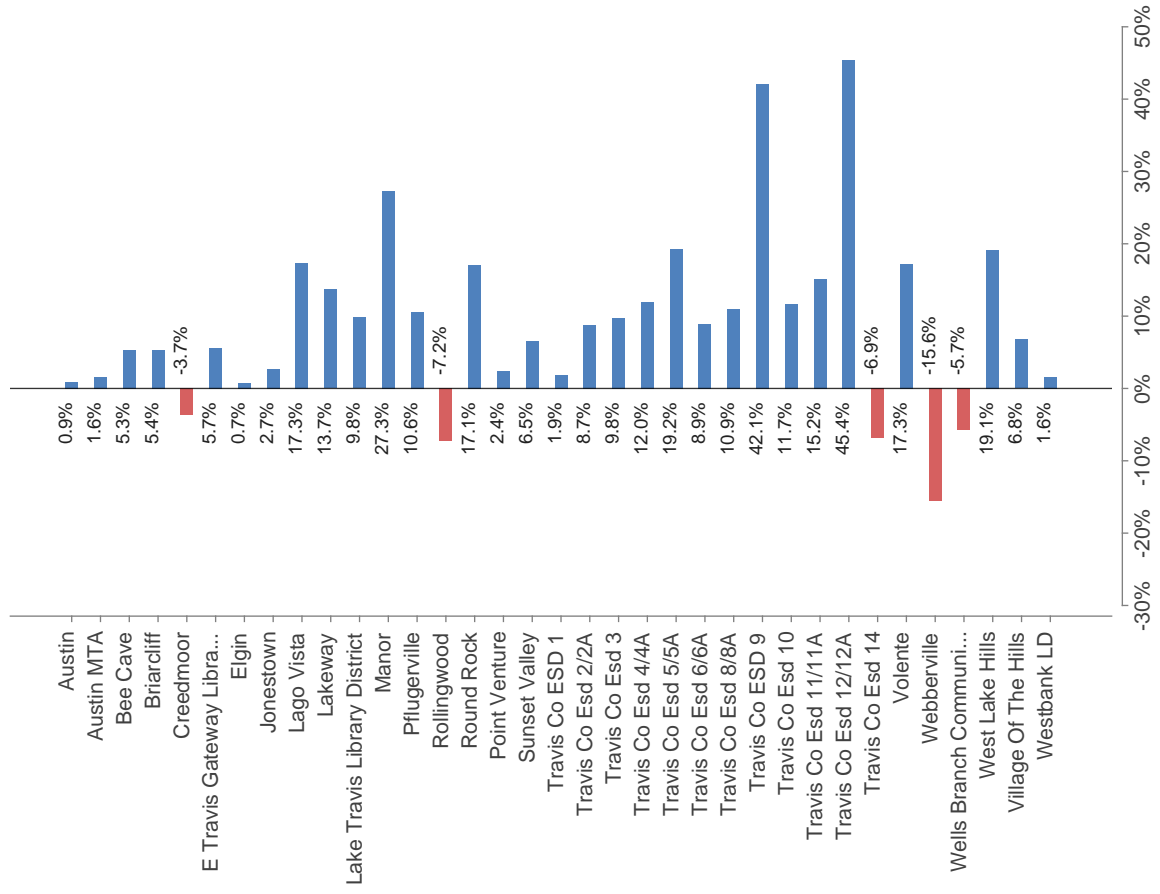
Oct-25



SALES TAX TREND TRAVIS COUNTY Oct-25

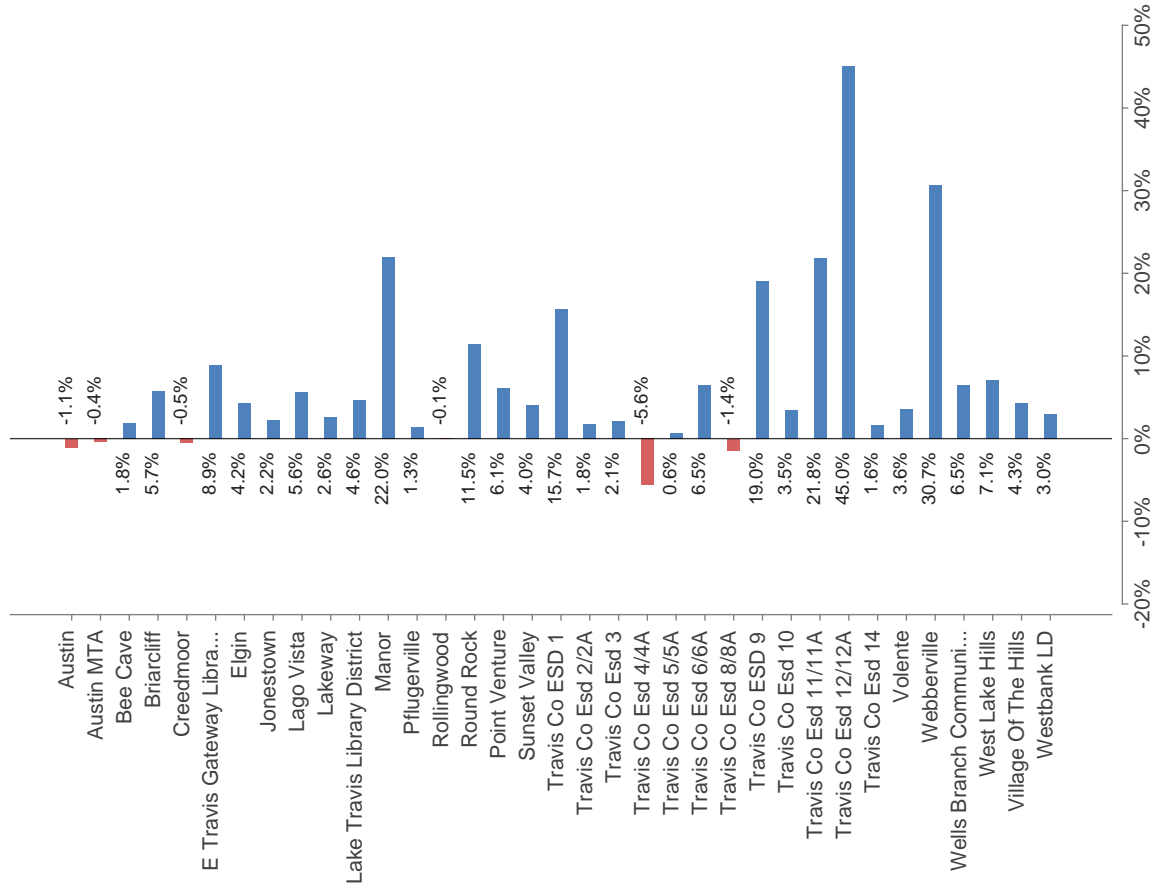
SALES TAX CURRENT PERIOD COLLECTIONS

Current Month
Yr/Yr Change



SALES TAX CURRENT PERIOD COLLECTIONS

Calendar Yr-to-Date
Yr/Yr Change



NAICS KEY

Code	Industry Segment
1	Ag, Forestry, Fishing, Hunting
2	Mining, Oil/Gas Extr
3	Utilities
4	Construction
5	Manufacturing
6	Included in Key No. 5
7	Included in Key No. 5
8	Wholesale Trade
9	Retail Trade
10	Transportation, Warehousing
11	Information excl. Telecom
12	Telecom
13	Included in Key No. 11
14	Financial, Insurance
15	Real Estate, Rental, Leasing
16	Prof, Scientific, Tech Svcs
17	Company, Enterprise Mgmt
18	Admin, Support, Waste Mgmt
19	Education Services
20	Health Care, Social Assistance
21	Recreation, Arts, Entmt
22	Lodging, Food Svcs
23	Other Services
24	Public Admin
25	Unidentified

Oak Hill Fire Department
Travis County Emergency Services District #3

Station 301
Circle Drive
9211 Circle Drive
Austin, Texas 78736
512-288-5576
Fax 512-288-5903



Station 302
Barton Creek
4111 Barton Creek
Austin, Texas 78735
Admin 512-288-5534
Fax 512-288-5844

October 2025 Operations Report

Significant Events

September 4 (B) – Structure Fire – AutoAid Received (Austin & Lake Travis) – 12420 Fitzhugh Rd

[Engine 301] E301 was dispatched to Light Box Alarm at 12420 Fitzhugh Road. Dispatch reported a BBQ fire on the exterior with possible extension into the home and the homeowner believes the fire is out. E301 arrived on scene and reported a two-story residential structure with no signs of fire or smoke on the exterior. E301 directed incoming units to remain at the entrance of the property due to the property's narrow access. Homeowner led E301 Officer to the Bravo side of the home where there were obvious signs of fire on the exterior with damage to the first-floor window and the second-floor window along with the AC compressors being damaged. A BBQ pit was located approximately 5 feet away from the house on the Bravo side. Closer to the home was a pile of burnt charcoal. E301 used the TIC on the Bravo side and noted elevated temperatures along the Bravo side. The homeowner pointed to the eaves of the home as white smoke was coming from them. E301 requested attic access to the home and the homeowner led E301 to the attic. E301 requested BAT302 to come to the scene. No smoke was noted in the main home, but light smoke was in the attic. E301 reported to IC that there was no active fire in the attic, but signs that there was along the Bravo side with charring of the drywall and insulation in the attic. E301 and BAT302 determined that there was no active fire in the home. BAT302 cleared the remaining units. E301 conducted overhaul operations on the Bravo side. After overhaul operations, E301 cleared.

[Battalion 302] BAT302 responded to light box. Upon arrival, E301 was on scene and other units were staged on the street due to narrow access. E301 reported the fire was out, but there was smoke throughout the house. BAT302 drove down the driveway to have a face to face with E301 Lieutenant. After further investigation, it was determined we had some wood still smoldering around the downstairs window. The crews went to the attic to see if there was any extension. We also took out the second story window to check for extension. We determined the fire was contained to the first story window. BAT302 cleared all other units and we stayed on scene to continue extinguishing the smoldering wood. We all cleared the scene after there wasn't any more smoldering. After talking with the owner, it was mentioned that hot ashes were left next to unburned charcoal. These ashes ignited the fire which spread to the outside of the house.

September 6 (C) – Elevator Rescue – AutoAid Received (Westlake) – 8212 Barton Club Dr

[Truck 302] TK302 called out for person stuck in elevator. On arrival with BAT301, we all went in the hotel to the Arrowhead building which had 2 people stuck between floors 2 and 3. No medical emergency was reported. The staff shut the power off to the car. Once the power was shut off, TK302 used the elevator keys to open the outer door. Once the door was open, the inner door was opened to allow access to the interior car to let the 2 occupants out. A ladder was placed in the car and they were able to safely exit. Staff was reminded to contact maintenance. TK302 and BAT301 then cleared the scene.

[Battalion 301] BAT301 self-assigned to a reported person(s) stuck in the elevator. BAT301 arrived on the scene with TK302 and went in the hotel to the Arrowhead building, elevator car 12, which had 2 people stuck between floors 2 and 3. No distress was reported. We asked the staff to shut the power off to the car. Once the power was shut off, TK302 used the half-moon key to open the outer door. Once the door was open, the inner door was opened up to allow access to the interior car to let the 2 occupants out. A ladder was placed in the car and both persons exited the car. The elevators were then released back to the staff to further ensure the problem gets fixed for the future. TK302 and BAT301 then cleared the scene.

September 18 (C) – Structure Fire – AutoAid Received (Austin) – 8303 La Plata Loop

[Engine 301] E301 was dispatched to a box alarm at 8303 La Plata Loop. Upon arrival, E43 requested a 24' ladder to the Alpha side of the structure. E301 made entry into the attic from the first floor and found a light haze in the residence. E301 checked for fire extension in the attic with nothing found. E301 then cut an inspection hole in the garage ceiling checking for fire extension with nothing found. E301 ventilated the structure with natural ventilation. After a final walkthrough of the residence with a TIC, it was determined there was no extension from the point of origin. E301 cleared the scene and returned to service.

[Truck 302] TK302 was dispatched to a still box alarm which was upgraded to a full box alarm. E43 arrived on scene and reported investigation mode. Within a few minutes, E43 pulled a rack line and reported light smoke and a small fire on the roof near the Alpha/Delta corner. E301 arrived and was back up. TK302 arrived on the scene and assumed Inside Truck. TK302 Officer was instructed by Command to take a TIC to E43's location and assist with exposing the roof. The roof area was flat to pitched with Spanish tile and wood leading to a stucco material and light weight concrete. It was reported that contractors had been on the roof with a torch sealing tar on the roof. While using the torch, it was said that the flames went behind the stucco and they could see fire and smoke coming from 2 ends of the siding. There was some minor smoke staining and some mild smoke and heat. TK302 and E43 opened up the wall on the roof above the garage to check a void area that was the reported location. After the area was opened up, E43 used a line to spray water into the void area and cool the area down. Thermal reading remained less than 110 F on the TIC until water was applied to the area which dropped the reading to normal levels. E301 was simultaneously in the attic just below us checking for high heat and smoke and found nothing with the TIC. E301 was instructed to do smoke removal and scan the rest of the house with a TIC. After the area was exposed and water was applied to reduce the heat, all crews exited the roof and house to be cleared by Command. TK302 returned to district and station.

[Battalion 301] BAT301 arrived on scene and assumed Command of the incident. We had a large, one-story residential structure with a flat roof and stucco walls with a reported fire on the roof from roofers. E43 arrived first and had some smoke from the Alpha side of the building. They pulled a rack line and had to extend the line due to distance from the roadway. E301 then arrived on scene and assumed back up. E43 requested E301 to go inside the structure and check the attic to see if there was any extension of fire. E43 had put water on the area where the fire was but there were some void spaces that went around the edge of the roof. TK302 arrived on scene and they assumed Inside Truck and were assigned to assist E301 with checking the attic for any extension. Other units were arriving on scene and I had them stage on Lewis Mountain Trail. E43 requested saws to the roof so they could open up void spaces to make sure that the fire was out cold. After conferring with TK302, they were good with E43, E301, and TK302 on scene. I released all other units from the scene which were E46, E29, QNT51, RES20, and BAT04. After opening up the roof, they made the roof cold out and they also double checked with a different set of eyes to verify there were no more hot spots. All units picked up all of their equipment and reloaded the apparatus. All units cleared the scene and went back into service.

September 30 (C) – Structure Fire – 9513 San Diego Road

[Engine 301] E301 responded to a reported trash fire. On arrival, E301 could see an orange glow behind the house. E301 crew prepared to deploy a 2" hose bundle and 3" supply line while E301 LT walked to the back of the house to perform a size up. E301 LT found an approximate 6' x 12' shed fully involved with fire venting from the B, C, and D sides near the roof line. Due to the size of the shed involved, having five personnel on the truck, and our proximity to a hydrant, no additional resources were required. The homeowner was attempting to apply water with their garden hose, but E301 LT instructed them to fall back due to the increasing radiant heat. Homeowner stated they believed a battery powered bike charging in the shed started the fire. E301 crew brought the bundle and 3" to the scene and the line was charged. The fire was initially "reset" by applying water from the exterior and then the door was opened and water applied inside. A hydrant was nearby, so E301 Driver connected to it. Shortly after getting on a hydrant supply, the fire was extinguished. The tool shed involved was a total loss. No personal property within the shed was salvaged. E301 crew picked up all equipment and cleared the scene. Back at the station, hose was cleaned and fresh hose loaded on the truck.

Aid Responses

Austin
Travis County ESD #1
Pflugerville – TCESD #2
Manchaca – TCESD #5
Lake Travis FR – TCESD #6
Pedernales – TCESD #8
Westlake – TCESD #9
CE-Bar – TCESD #10
Travis County ESD #11
Manor – TCESD #12
Hays County
Total

September	
Received	Given To
23	16
0	0
0	0
0	0
3	2
0	0
4	1
0	0
0	0
0	0
0	0
30	19

2025	
Received	Given To
191	172
0	1
0	0
0	0
18	23
0	8
93	19
3	4
1	0
0	2
0	0
305	229

Operations

Unscheduled OT Hours
Sick and Vacation Hours Taken
Injuries
Injuries Lost Time Hours
Volunteer Hours Contributed

September	2025
190	4,364
948	7,967
0	4
1	844
5	159

Special Projects Status

- Chief Ramsdell and I participated in a County Chiefs' Retreat where discussions continued about the future of EMS transport services in Travis County as well as expansion of shared services concepts. This includes the official establishment of the Travis County Fire Authority as the vehicle for expanding these shared services, which anticipates being the "replacement" of the ESDCC and ESSAT groups we participate in now. It also includes plans to create an incident response team for quick support of an expanding incident in the County among other supportive functions such as public information and public education.

- Our Open House was conducted on Thursday, October 7, from 3:30 to 7:00 at Station 301. The turnout marked another well attended great success in engaging with our community.
- I attended the SAFE-D Legislative Update on October 21. There are many legislators who are either not running for reelection or running for a different office (state or federal), so there isn't much knowledge about what to expect for work that can be accomplished in the interim. We will continue to stay engaged with SAFE-D to help where we can.
- After last month's discussion, the following Firefighter cancer statistics (from the Firefighter Cancer Support Network) are provided for your information:
 - Occupational cancer caused 65% of the career firefighter line-of-duty deaths from January 1, 2002, to December 31, 2021, according to data from the International Association of Fire Fighters (IAFF)
 - Firefighters have a 9% higher risk of being diagnosed with cancer than the general U.S. population
 - Firefighters have a 14% higher risk of dying from cancer than the general U.S. population

Our 90th percentile response time this month was 9:36.

Our 50th percentile (median) response time this month was 6:06.

Percentage and Count of Each Incident Type Group

